

FLASH SPOTTER

SUB-SURFACE SPOT LIFTER TOOL

AC004



Water Claw
4282 South 590 West
Salt Lake City, UT
84123
801-268-2673
801-268-3856 FAX



INTRODUCTION

Congratulations on your purchase of the Flash Spotter Sub-Surface Spot Lifter tool.

Years of experience, engineering, and planning have gone into the design and manufacturing of the Flash Spotter. We take a great deal of pride in the Flash Spotter; our goal is no less than your complete satisfaction.

The Flash Spotter is the ultimate solution for removal of spills, odors and spotting problems of all kinds. The Flash Spotter can be used with portable or truck mounted extractors to flush and extract contaminants out of the carpet face fibers, backing and pad and prevent wicking.

Removal of contaminants from the backing and pad can be accomplished by suspending the contaminants in water, spotting or deodorizing solutions and extracting the solution from the carpet and pad with the Flash Spotter. On glue down carpet installed without pad, the Flash Spotter is less productive.

The superior contaminate removal achieved using the Flash Spotter will make your cleaning and deodorizing chemicals and surface treatments more effective. Sub-surface extraction means fewer call-backs for stains that “mysteriously” reappear after cleaning, saving you time and money as well as increasing client satisfaction.

This manual will provide users with the knowledge to operate and maintain the Flash Spotter to properly treat and remove subsurface contaminates.

Any questions pertaining to the operating or servicing of this unit should be directed to your nearest Water Claw distributor.

This manual is written specifically for the Flash Spotter sub-surface spot lifting tool manufactured by:

Water Claw
4282 South 590 West
Salt Lake City, UT 84123
801-268-2673
801-268-3856 FAX

Information in this manual is subject to change without notice and does not represent a commitment on the part of Water Claw, its parent or affiliated companies.

SPECIFICATIONS

Model Flash Spotter:

Base Dimensions: 8" x 8"

Height: 3.5"

Weight: 1.91 lbs.

Base Construction: Glass fiber Reinforced ABS

Top Plate / Handle Construction: Polycarbonate

FLASH SPOTTER MAINTENANCE

Your Flash Spotter requires very little maintenance. To keep your Flash Spotter looking and working its best for the longest period of use:

- Rinse the Flash Spotter after use, wipe down and let dry.
- Examine the vacuum slots on the base and remove debris as needed.

If an excessive amount of debris has been lodged in the slots or is caught in the base assembly, the bottom can be removed from the top of the base. Use a screwdriver to push in the locking tabs and pull the base plate away from the top plate. Clean out the debris and snap the bottom back onto the top plate.



USING THE FLASH SPOTTER

Extraction Equipment

The Flash Spotter will work with portable or truck mounted extractors. The Flash Spotter was designed for treating and extracting small areas. For larger areas you should consider using our Flash Xtractor Sub-Surface Flood Extraction Tool.

Treatment & Extraction Procedure

1. Saturate the contaminated area of the carpet and pad with hot water or your preferred pre-rinse, spotting or deodorizing solution. Make sure you use enough water or chemical solution to saturate the carpet and pad in the entire contaminated area. Allow dwell time as required by your specific chemical before extracting.
2. Connect the vacuum hose from your extractor to the barb on the Flash Spotter. A 2" cuff will fit over the barb, a 1-1/2" cuff will fit inside the barb.
3. Turn the extractor ON.
4. Place the Flash Spotter on the treated area and press down to perform the sub-surface extraction. After approximately 5-10 seconds, the majority of the water will be removed from that position and you can move the Flash Spotter to the next extraction position. Continued extraction from 10 - 30 seconds may remove more water, however by 30 seconds any additional extraction time produces little or no increase in removal. The exact time between position changes can be determined by watching the flow rate of the water being extracted and moving the Flash Spotter when the flow diminishes.

When ready, move the Flash Spotter to the next position. Press the vacuum relief flappers on the handle to release the vacuum and easily lift the Flash Spotter from the carpet. The movement to the next extraction position can be to the side, forward or back. The new position should be adjacent to but not overlapping the previous extraction position. Repeat the movement and extraction procedure until you have covered the entire treated area to be extracted.

5. For heavily contaminated areas you may need to repeat the saturation and extraction procedures. For pet urine treatment you may need to begin with a urine neutralizing pre-rinse and after completing the sub-surface extraction process, repeat the treatment and extraction procedure with a deodorizer. (Some chemicals perform both functions in one step. Check with your chemical supplier.)

- Depending on the solution used or the contaminant present you may need to rinse the treated area. Pour water on the treated area to dilute and rinse out the spotting or deodorizing solution and repeat the sub-surface extraction procedure.

A solution hose with an adjustable valve can be used to continually supply a slow steady stream of water around the edge of the Flash Spotter while extracting the spot. When the water being extracted runs clear, you will know the area has been rinsed clean. Extract the remaining water to complete the spot lifting procedure.


- A standard carpet wand, stair tool or upholstery tool can be used with your extractor to remove any residual water remaining on the carpet face fibers.

FLASH SPOTTER SUB-SURFACE SPOT LIFTING PROCEDURES

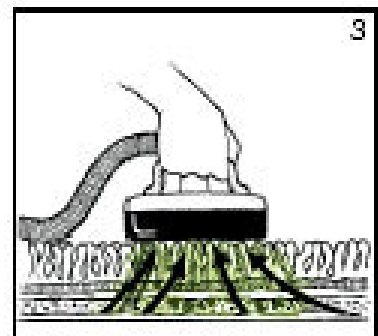
(For larger areas consider using the Flash Xtractor Sub-Surface Flood Extraction Tool)



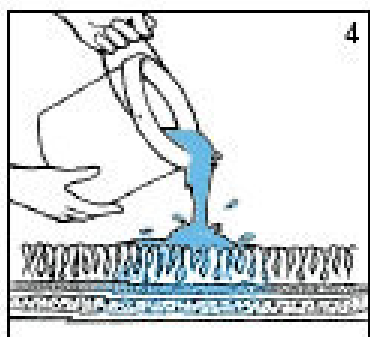
Spill in carpet backing & pad



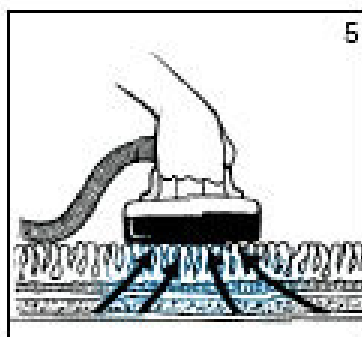
Saturate carpet & pad with spotting solution



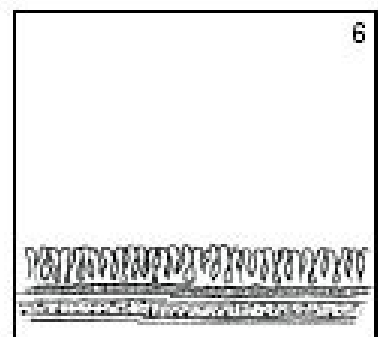
Perform sub-surface extraction



Saturate carpet & pad to rinse



Perform sub-surface extraction




Voika! No more spot!

FLASH SPOTTER PARTS



TOP PLATE - CLEAR
FLASH SPOTTER
NM5518



BASE PLATE - BLACK
FLASH SPOTTER
NM5520

Not Shown:
DECAL FLASH SPOTTER
LBAC004

LIMITED WARRANTY

Your Flash Spotter sub-surface Spot Lifting tool is designed to give you years of reliable service. If a problem should arise contact your distributor or Water Claw for assistance.

Water Claw warrants the Flash Spotter sub-surface Spot Lifting tool to be free from defects in material or workmanship for one year from the date of purchase.

During the warranty period, Water Claw will, at its option repair or replace components which prove to be defective. This warranty does not provide for replacement of complete units due to defective components. Any costs for transportation or related service labor are not covered in this warranty. Replacement parts are warranted only for the remainder of the original warranty period.

This warranty shall not apply to defects resulting from improper operation, lack of maintenance, unauthorized modification, chemical incompatibility, misuse, abuse or exposure to freezing temperature conditions. It does not apply to items which require replacement as a result of ordinary usage.

To obtain warranty service for the Flash Spotter, contact your distributor or Water Claw. If the tool must be returned to Water Claw or an authorized service center, the purchaser shall prepay shipping charges for products returned for warranty service. No returned items will be accepted by Water Claw without prior authorization. All returns must have a return authorization number, issued by Water Claw, clearly marked on the exterior of the package.

Water Claw makes no other warranty either expressed or implied with respect to this product.

The remedies provided herein are the purchaser's sole and exclusive remedies. In no event shall Water Claw be liable for any direct, indirect, special, incidental or consequential damages.

This warranty gives you specific legal rights. You may also have other rights which vary from jurisdiction to jurisdiction.